

PRODUCT CODE 0014

## Tractor Synthetic Distemper

Asian Paints Tractor Synthetic Distemper is a water based, interior wall paint. It is available in a variety of direct shades and gives a good looking, time-tested and durable finish for the walls.

### PRODUCT BENEFITS

#### Finish

Asian Paints Tractor Synthetic Distemper gives a uniform matt film, which can be wiped with clean water.

#### Washability

Being oil bound, the paint film becomes harder over a period of time, which gives better washability and durability.

#### Colour

It is available in 33 factory made direct shades. White can be tinted with Asian Paints Apcolite Universal Stainer to obtain customized shades.



WATER BASED

asianpaints

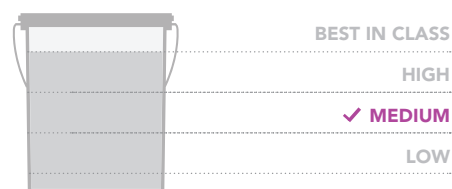
LEAD FREE\* GUARANTEE

\* All Asian Paints products contain no added Lead, Mercury, Arsenic or Chromium from April 2008.



### PRODUCT FEATURES

#### WASHABILITY



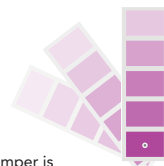
#### AVAILABLE PACKS



Shelf life: 2 years from date of manufacture in original tightly closed containers away from direct sunlight and excessive heat.

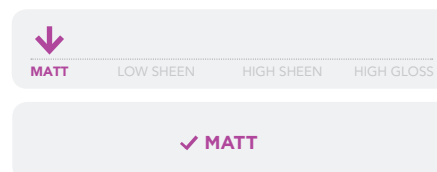
#### COLOURS AVAILABLE

33\*



\*Asian Paints Tractor Synthetic Distemper is available in 33 factory made shades and White

#### FINISH



#### COVERAGE

On smooth primed masonry surface



1 COAT

180 - 200  
sq.ft/kg\*\*




2 COATS

80 - 110  
sq.ft/kg\*\*

\*\*Actual coverage may vary from the quoted coverage due to factors such as method and condition of application and surface roughness and porosity.

### HOW TO APPLY

#### PRE PAINTING STEPS



**PLASTER** New masonry surfaces must be allowed to cure completely. It is recommended to allow 28 days as the curing time for new masonry surfaces.



**CLEANING** Surface should be free from any loose paint, dust or grease. Growths of fungus, algae or moss should be removed by wire brushing and water. In case of areas having excessive dampness use Asian Paints SmartCare Damp Block to limit further dampness.










**FILLING FOR CRACKS** For filling cracks upto 3mm use Asian Paints SmartCare Crack Seal.



**FILLING FOR HOLES & DENTS** In case of dents and holes use Asian Paints Acrylic Wall Putty or white cement and fine sand in the ratio 1:3

**For interior surfaces or substrates that are subjected to continuous seepage or dampness, kindly use Asian Paints SmartCare Damp Block before the top coat application.**

#### PAINT APPLICATION PROCESS

APPLICATION	CODE	THINNER	DILUTION %	APPLICATION VISCOSITY¹	RECOATING PERIOD
STEP 1 SANDING					
SAND THE SURFACE WITH SAND PAPER 180 AND WIPE CLEAN					
STEP 2 DECORIME CEMENT PRIMER (ST) / DECORIME CEMENT PRIMER (WT) BRUSH / ROLLER / SPRAY	0359	 MTO*	BRUSH / ROLLER 8 - 10 SPRAY 15 - 20	BRUSH / ROLLER 30 - 40 SPRAY 20 - 25	6 - 8 HRS
	0360	 WATER	80% ~ 100 %	BRUSH / ROLLER 30 - 40 SPRAY 20 - 25	4 - 6 HRS
STEP 3 ACRYLIC WALL PUTTY PUTTY KNIFE	1354	 WATER	SMALL AMOUNTS TO IMPROVE FLOWABILITY	N/A	4 - 6 HRS
	STEP 4 SANDING				
SAND THE SURFACE WITH SAND PAPER 180 AND WIPE CLEAN					
STEP 2 DECORIME CEMENT PRIMER (ST) / DECORIME CEMENT PRIMER (WT) BRUSH / ROLLER / SPRAY	0359	 MTO*	BRUSH / ROLLER 8 - 10 SPRAY 15 - 20	BRUSH / ROLLER 30 - 40 SPRAY 20 - 25	6 - 8 HRS
	0360	 WATER	80% ~ 100 %	BRUSH / ROLLER 30 - 40 SPRAY 20 - 25	4 - 6 HRS
STEP 6 SANDING					
SAND THE SURFACE WITH SAND PAPER 320 AND WIPE CLEAN					
STEP 7 ASIAN PAINTS TRACTOR SYNTHETIC DISTEMPER BRUSH	0014	 WATER	BRUSH 50 - 60	N/A	6 HRS
	0014	 WATER	BRUSH 50 - 60	N/A	6 HRS

1. As measured through a Ford cup.

2. Recoat period is quoted for 25°C and 50% Relative Humidity, these may vary under different conditions.

\* Mineral Turpentine Oil

## HOW TO CHOOSE COLOURS

Browse through Asian Paints colour tools to help you find the right colour combination

### TRACTOR WALL FINISHES SHADE CARD



## ADDITIONAL INFORMATION

### POST PAINTING CARE

For removing stains, wipe clean with a wet cloth. Ensure a drying time of minimum 2 weeks from application before cleaning.

### TECHNICAL DETAILS

- a. Drying time:** Surface dry time 15 min
- b. Flash point IS101/1987 Part 1, Sec 6:** Non-flammable
- d. Stability of thinned paint:** To be used within 24 hours

### PRECAUTIONS

- › Do not apply when ambient temperature is less than 10°C or if the temperature might drop to this level within 4 hrs of application.
- › Do not over-thin or over-extend the brush.
- › Use Asian Paints Apcolite Universal Stainer to obtain customized shades.
- › Stir well and strain before use.
- › Tinted paints need thorough shaking immediately after stainer addition as well as before use.

### SAFETY FEATURES

- › Kindly refer to the MSDS for Asian Paints Tractor Synthetic Distemper which gives detailed information on safety measures while handling the paint, which is available on request.
- › Store the container with the lid tightly closed in an upright position, in a cool, dry place
- › Keep out of reach of children and away from eatables.
- › May be harmful if swallowed. In case of ingestion seek immediate medical attention.
- › Wear eye protection during application. In case of contact with eyes, rinse immediately with plenty of water and seek medical advice.
- › In case of skin contact immediately wash skin with soap and plenty of water. Get medical attention if irritation develops or persists.
- › Do not breathe vapour or spray. It is recommended to wear suitable nose pad during sanding and surface preparation to avoid dust inhalation
- › Do not pour leftover paint down the drain or in water courses.
- › In the event of spills, contain spillage using sand or earth.
- › No added Lead, Mercury or Chromium compounds.