



NIPPON PAINT | INTERIOR PRIMER

Nippon Paint Interior Wall Primer is a water based and is formulated to provide good adhesion to the interior masonry and cement surfaces. It has good hiding properties and is easy to apply.

GREEN ASSURED



PRODUCT FEATURES



Low VOC
Environment friendly and
Healthy paint



Where To use: Can be used on interior walls, ceilings and hard & soft boards.



NIPPON PAINT

INTERIOR PRIMER

TECHNICAL DETAILS

Bases	:	White	
Finish	:	Matt	
Dry Time	:	To Touch: 30 minutes	To Recoat: 4-6 hours
Clean up solvent	:	Clean, potable water	
Stability of diluted paint	:	24 Hours	
Shelf life:		3 Years from the date of manufacture in original tightly closed containers.	
Dilution	:	50% by volume with clean, potable water for exterior.	

Coverage:




INTERIOR PRIMER

19.51 - 21.37 sq.mt./litre/1 coat

(Actual coverage is dependant on the substrate condition, surface porosity, method of application.)

HOW TO APPLY

Surface Preparation:

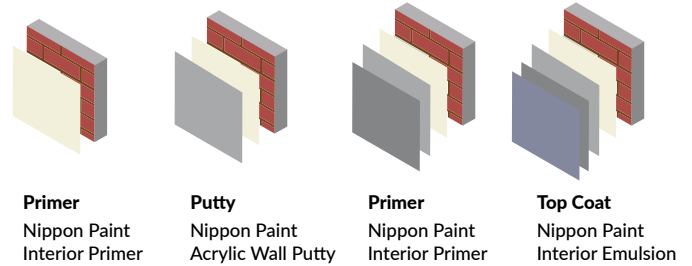




Clean the surface till it is free from dust, grease and any flaking paint from surface. Apply Interior Primer allow to dry for 4-6 hrs. Apply Nippon Acrylic wall putty for smoothening out dents. Allow to dry putty thoroughly apply one more coat of Interior Primer on puttied surface an allow painted surface to dry for 4-6hrs, before applying top coat.

Application:

Brush:	Dilute with water 50% for interior use
Roller:	Dilute with water 40% for interior use
Conventional Spray:	Dilute with water 30% - 40% for interior use

Process:



 Apply 1 coat	Apply 1-2 coats	Apply 1 coat	Apply 2-3 coats
 Allow it to dry for 4-6 hours	Allow it to dry overnight	Allow it to dry for 4-6 hours	Allow it to dry for 4-6 hours

SAFETY AND ENVIRONMENT

During Painting:

Always work in a well ventilated area. Wear appropriate attire, especially gloves and eye protection gear. Avoid contact with skin as it may cause irritation.

Cleaning:

Wash all the tools with water immediately after application.

Safety Instructions:

In the case of eye contact, rinse immediately with water and seek immediate medical treatment. To remove paint from skin, use soap and water or appropriate cleanser. In the event of spillage, contain and collect spilt paint by using sand or earth.

Precautions:

Avoid painting when the temperature is below 10 degrees Celsius. Painting is not recommended if the moisture content and alkalinity of the walls is high. Moisture content of the walls should be below 16% (measured by Protimeter) and alkalinity of the wall should be below pH-9. Relative humidity should be below 85%. Painting on a newly plastered wall is recommended after 12 weeks of curing.

Storage:

Store paint in a cool, dry and well ventilated place away from heat sources, flammables or direct sunlight. Keep container tightly closed in a secure, upright position. Do not store near food, drink or animal feed. Keep out of reach of children. Do not dispose of unwanted paint into drains, water sources or open sewers. To dispose safely, pour unwanted paint onto old newspapers and let dry before placing in a proper waste receptacle

Disposal Information:

Disposal of any paint waste & containers in accordance with applicable Environment (Protection) Act 1986 under the Hazardous Wastes (Management & Handling) rules 1989.

Environment:

Does not contain any added lead, mercury or chromium compounds.
Lead content does not exceed 90 parts per million.

Note: Do not Keep unpainted for more than 15 days.

