

PRODUCT CODE 1090

Apex Ultima Protek

Asian Paints Apex Ultima Protek is an Ultra Durable exterior emulsion paint formulated with engineered pure acrylics latex based on nanotechnology. Its unique surface cross linking feature coupled with organic-inorganic nano composite based architecture contribute to its outstanding mechanical and anti-carbonation properties and long lasting durability.

PRODUCT BENEFITS

Warranty

Apex Ultima Protek comes with a first of its kind 10 year Durability warranty and a 6 year waterproofing warranty. (Please refer to the Apex Ultima Protek warranty booklet for details.)

Superior Cleanability

Better ease to clean rust, dirt streaks and bird droppings ensuring your walls look fresh for a longer period of time.

Effective Waterproofing

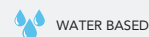
The superlative waterproofing capabilities of the Apex Ultima Protek system forms an effective barrier against water penetration.

Structural protection

Apex Ultima Protek System has excellent CO₂ diffusion (carbonation) resistance & prevents the corrosion of rebar within the concrete matrix, leading to superior structural protection.

Environmentally Responsible

This product contains less than 100g/l VOCs. Colorants will add additional VOCs. Ultima Protek does not contain carcinogens, mutagens, or reproductive toxins as defined in the Green Seal™ GS-11 Standard for Paints and Coatings. Any trace contaminants are less than 0.01% by weight.



LEAD FREE* GUARANTEE

* All Asian Paints products contain no added Lead, Mercury, Arsenic or Chromium from April 2008.



PRODUCT FEATURES

CRACK BRIDGING

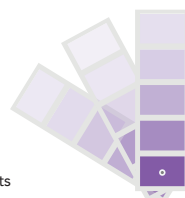


The Apex Ultima Protek film has significantly higher elongation and unique fiber reinforcement thereby offering unique crack bridging ability of up to 2 mm.

COLOURS AVAILABLE

1700+*

*Currently available in more than 1700 shades as per the Asian Paints Colour Spectra.



COVERAGE

On normal masonry surface by brushing

Base Coat



1st COAT
30% Dilution
5 - 5.5 sq.m/ltr**



2nd COAT
Without Dilution
4.5 - 5 sq.m/ltr**

Top Coat



2 COATS
5 - 6 sq.m/ltr**

**Actual coverage may vary from the quoted coverage due to factors such as method and condition of application and surface roughness and porosity. Please ensure to purchase appropriate amount for the job.

AVAILABLE PACKS



Shelf life: 3 years for Protek Topcoat and 2 years for Protek Basecoat from date of manufacture in original tightly closed containers away from direct sunlight and excessive heat.

FINISH


MATT SOFT SHEEN **RICH SHEEN** HIGH GLOSS

✓ **SMOOTH**

Refer to sheen levels in technical details

HOW TO APPLY

PRE PAINTING STEPS



PLASTER New masonry surfaces must be allowed to cure completely. It is recommended to allow 28 days as the curing time for new masonry surfaces.



CLEANING Surface should be free from any loose paint, dust or grease. Growths of fungus, algae or moss should be removed by wire brushing and water. When the underlying surface exhibits chalkiness, in spite of thorough surface cleaning, use Asian Paints SmartCare Primer.



FILLING FOR CRACKS For filling cracks upto 3mm use Asian Paints SmartCare Crack Seal.



FILLING FOR HOLES & DENTS In case of dents and holes use Asian Paints Wall Putty or a mix of white cement and fine sand in the ratio 1:3.

For exterior surfaces or substrates that are subjected to continuous seepage or dampness, kindly use Asian Paints SmartCare DampProof, before the top coat application.

PAINT APPLICATION PROCESS

APPLICATION	PRODUCT CODE	THINNER	DILUTION % (BY VOLUME)	APPLICATION VISCOSITY (SEC)	RECOATING PERIOD ¹ (HOURS)
STEP 1 IN CASE FRESH COATING APEX ULTIMA PROTEK BASE COAT BRUSH / ROLLER	1090	WATER	300 ML WATER TO 1000 ML PAINT	N/A	4 HRS
APPLY ULTIMA PROTEK BASE COAT (SELF PRIMING + 1 UNDILUTED COAT) + THREE COATS OF ULTIMA PROTEK TOP COAT AS PER THE RECOMMENDED APPLICATION PROCEDURE ON HORIZONTAL SURFACES LIKE TOP OF WINDOWS/CHAJJAS ETC					
STEP 2 FOR FRESH AND RE-PAINTING APEX ULTIMA PROTEK BASE COAT BRUSH / ROLLER	1090	WATER	NO DILUTION	N/A	4 - 6 HRS
STEP 3 TWO COATS APEX ULTIMA PROTEK TOP COAT BRUSH / SPRAY / ROLLER	1090	WATER	400 ML WATER TO 1000 ML PAINT	BRUSH 20 - 25 SPRAY 20 - 25	4 - 6 HRS

1. Recoat period is quoted for 25°C and 50% Relative Humidity, these may vary under different conditions.
2. Some shades may require 3 coats for proper hiding. 3. Ensure adequate ventilation while application and drying.

HOW TO CHOOSE COLOURS

Browse through Asian Paints colour tools to help you find the right colour combination


COLOUR SPECTRA FAN DECK****



ULTIMA BOOK OF COLOUR
(FOR HOMES)



IMAGINE EXTERIORS SKYLINE
(FOR RESIDENTIAL TOWERS)



APEX ULTIMA SAMPLER



****These shades are for reference only. Please refer to the Colour Spectra or Colour Palette for correct shade reference

FORESITE SERVICE

Choosing the right combination of shades for your home can be difficult. At such times, you could do with some professional help. Asian Paints Foresite provides you with prints for your home in 3 colour combinations, as selected by you. Visit an Asian Paints Colour World retail store which offers this service, and furnish a digital photograph (resolution 300-dpi or more) to the dealer.



ADDITIONAL INFORMATION

VOC CONTENT



Green Seal Certified

This product meets Green Seal™ Standard GS-11 based on effective performance, minimized/recycled packaging, and protective limits on VOCs and human toxicity. GreenSeal.org.



Low VOC*****

No Harmful Chemicals*****

The Green Assure products have been designated by Asian Paints to be environmentally Preferable.

*****VOCs are less than 100g/l. Colorants will add additional VOCs.

***** No intentionally added CMRs, Heavy Metals or APEOs.

POST PAINTING CARE

For the best performance of the paint, ensure proper washing of the painting surface and cleaning of all algal and fungal growth, if any, at regular intervals of six months.

For any further information, please visit www.asianpaints.com/ultimacare

TECHNICAL DETAILS

a. Drying time: Surface dry time 30 minutes

b. Sheen levels: Up to 3-16 at 60°GH

c. Flash point IS101/1987 Part 1, Sec 6: NA

d. Stability of thinned paint: To be used within 24 hours

PRECAUTIONS

- Do not apply when ambient temperature is less than 10°C or if the temperature might drop to this level within 4 hours of application.
- Do not over-thin or over-extend the brush.
- Tint using Asian Paints machine colourants only.
- Stir well and strain before use.
- Tinted paints need thorough shaking immediately after tinter addition as well as before use. For extremely rough surface including textures: Application by brush is recommended to ensure all the grooves are covered well.
- Paint will not cover existing cracks, proper care to be taken to ensure the cracks are filled first and then topcoat is applied.
- For surfaces having heavy algal infestation, proper cleaning followed by application of BIO BLOCK is mandated.
- Primer coat or only one coat of topcoat should not be kept exposed in monsoon. Complete application before monsoon to be ensured.
- Specially in pre-monsoon season, horizontal surface to be coated first and then vertical. This will help reduce the streak marks of algal growth if any.
- For best performance ensure that the surface is dry. On moisture meter it should be under the green zone. In case it is in Red zone, find out the source of water and address it before painting.
- pH of wall to be below 12, if higher use of Smart Care Primo recommended.
- Thinned paint should be consumed within 24 hrs of dilution. Accordingly it is recommended to thin down only necessary amount of paint. Post 24 hrs thinned paint may be susceptible for microbial attack.
- Ensure not to use Chlorinated water for dilution.

SAFETY FEATURES

- Kindly refer to the MSDS for Asian Paints Apex Ultima Protek which gives detailed information on safety measures while handling the paint, which is available on request.
- Store the container with the lid tightly closed in an upright position, in a cool, dry place
- Keep out of reach of children and away from eatables.
- May be harmful if swallowed. In case of ingestion seek immediate medical attention.
- Wear eye protection during application. In case of contact with eyes, rinse immediately with plenty of water and seek medical advice.
- In case of skin contact immediately wash skin with soap and plenty of water. Get medical attention if irritation develops or persists.
- Do not breathe vapour or spray. It is recommended to wear suitable nose pad during sanding and surface preparation to avoid dust inhalation.
- Do not pour leftover paint down the drain or in water courses.
- In the event of spills, contain spillage using sand or earth.
- No added Lead, Mercury or Chromium compounds.
- Left-Over Paint Disposal: Left-over paint/drums should not be disposed in soil/drains. Consumers should consult a local recycling agency for proper disposal of paint/drums.